

Monday June 15
9:00 - 10:00 am EDT


COVID-19 Gendered Impacts on Livelihoods in Africa

A look at the COVID-19
Data Tracker and Insights
With FinMark Trust

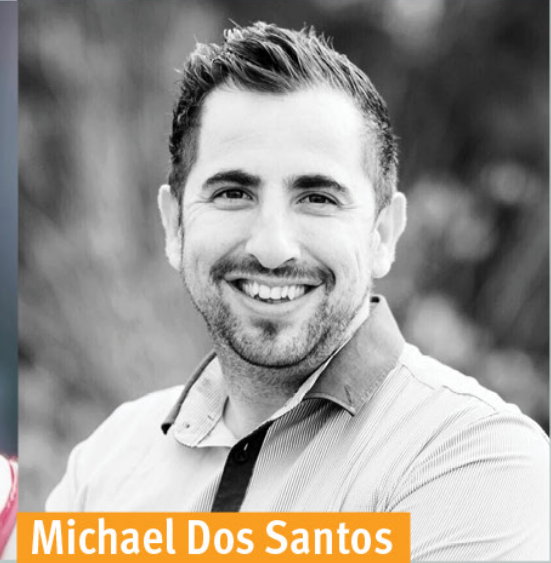
Speakers:



Shirley Jeoffreys



Petronella Tizora



Michael Dos Santos



Webinar



FinEquity Webinar

COVID-19 Tracker website
demo

Public COVID-19 tracking survey website

COVID-19

TRACKING SURVEY STATUS

www.covid19tracker.africa

Kenya (3 waves)

Nigeria (3 waves)

Rwanda (3 waves)

South Africa (3 waves)

Uganda (1 waves)

Zambia

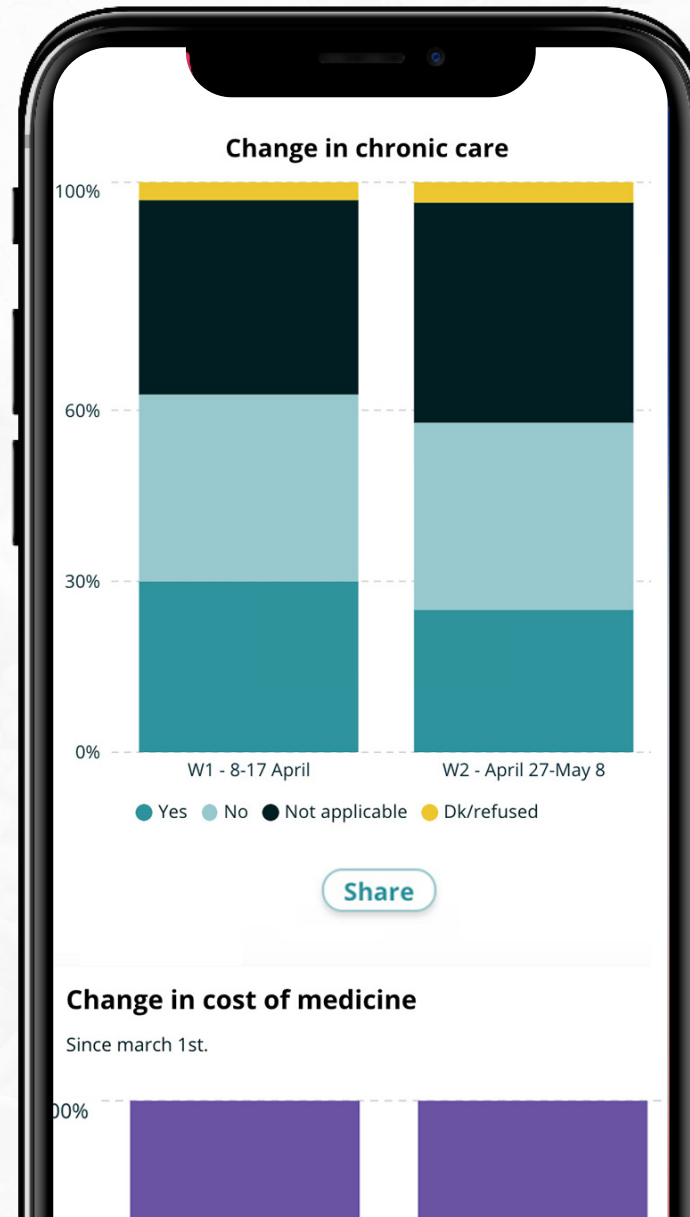
Ghana

Categories on tracker

Categories of the

COVID-19

TRACKING SURVEY STATUS



Health

Financials

Food security

Safety

Earnings

Demographics

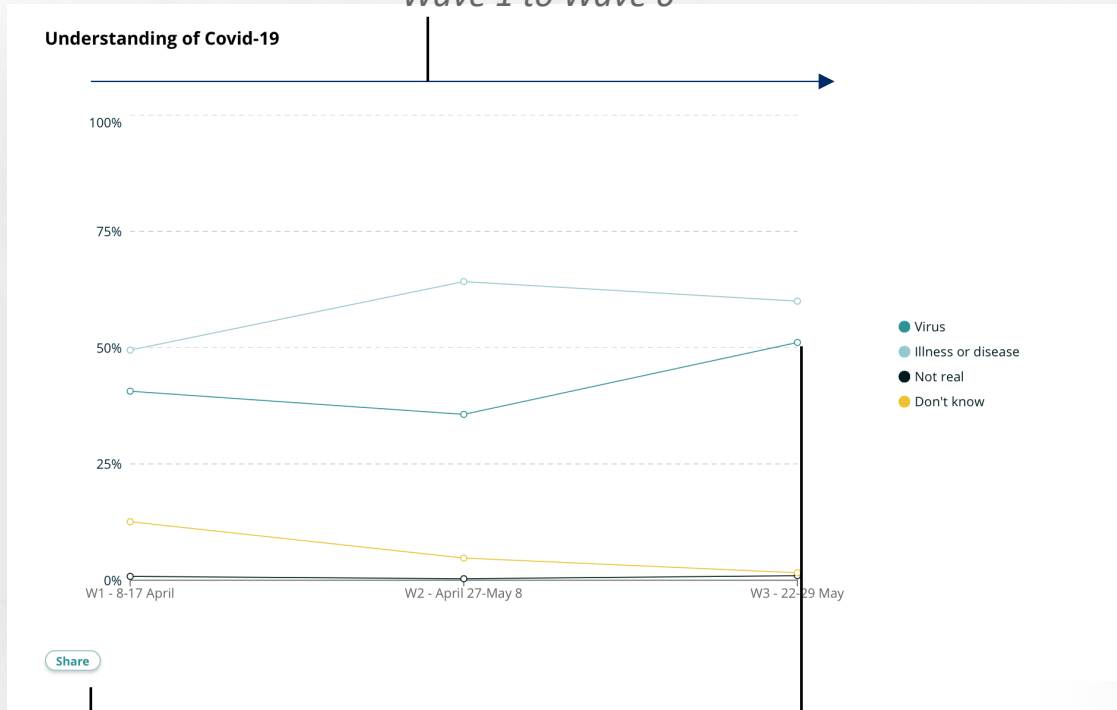
Filtering capability

The image shows a laptop displaying the FMT COVID-19 tracking survey status dashboard. The dashboard has a dark blue header with the FMT logo and navigation buttons for 'Topline indicators', 'Resources', 'Subscribe', and 'Download'. The main title is 'COVID-19 tracking survey status in South Africa'. Below the title is a 'Filter by 0 indicator' dropdown menu. A navigation bar includes 'Summary', 'Health', 'Financials', 'Food security', 'Safety', and 'Earning'. The 'Health' section is active, showing a bar chart and a line graph. A dark blue overlay box on the left contains the text 'Filters on the COVID-19 TRACKING SURVEY STATUS'. A dark blue overlay box on the right lists filter categories: Gender (Man | Women), Geographic area (Rural | Urban), Region (Jurisdictions/ Provinces within a country), and Ages (18-24 | 25-34 | 35-44 | 45-54 | 55+).

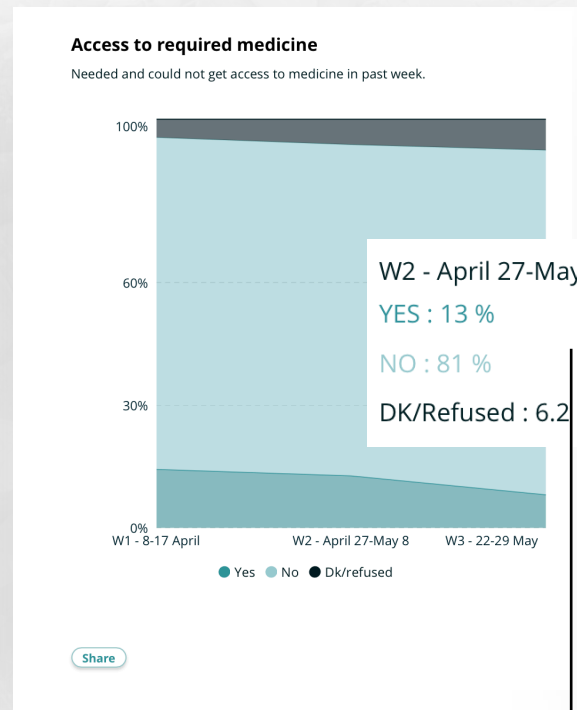


The Anatomy of the data widget

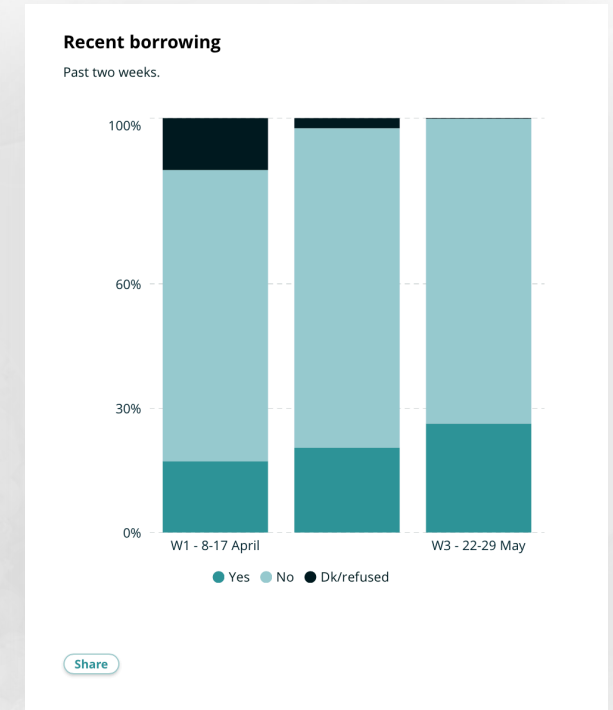
Wave order - Wave 1 to Wave 6



Timeline series



Stacked timeline



Stacked bar charts

Share

- Public url to share (social media)
- Code to embed (add widget to website)

Wave date

- Nodes represent wave of data

Tooltip

- Test based tooltip on mouseover




Sustainable data collection and COVID-19

June 2020

Contents

FinMark Trust, insight2impact facility and data

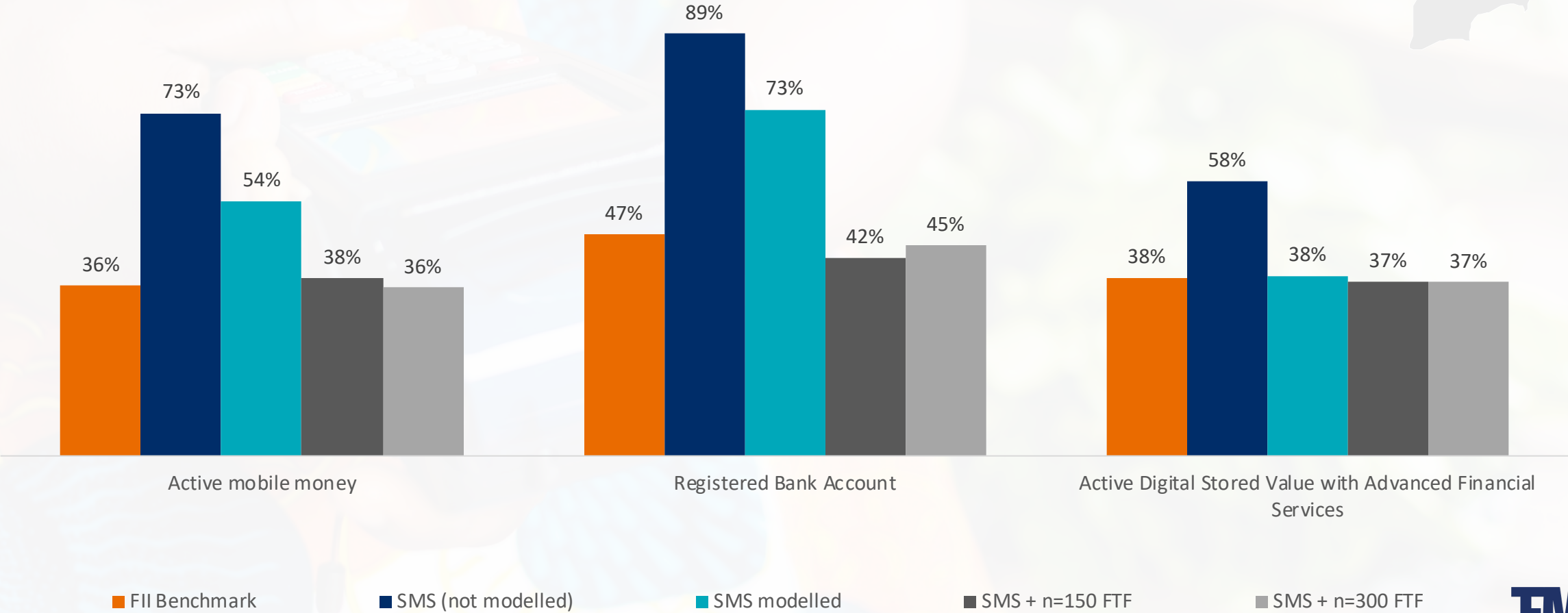
COVID-19 Tracker



Modelling accounts for sample and mode effects and works best with a small face to face sample included



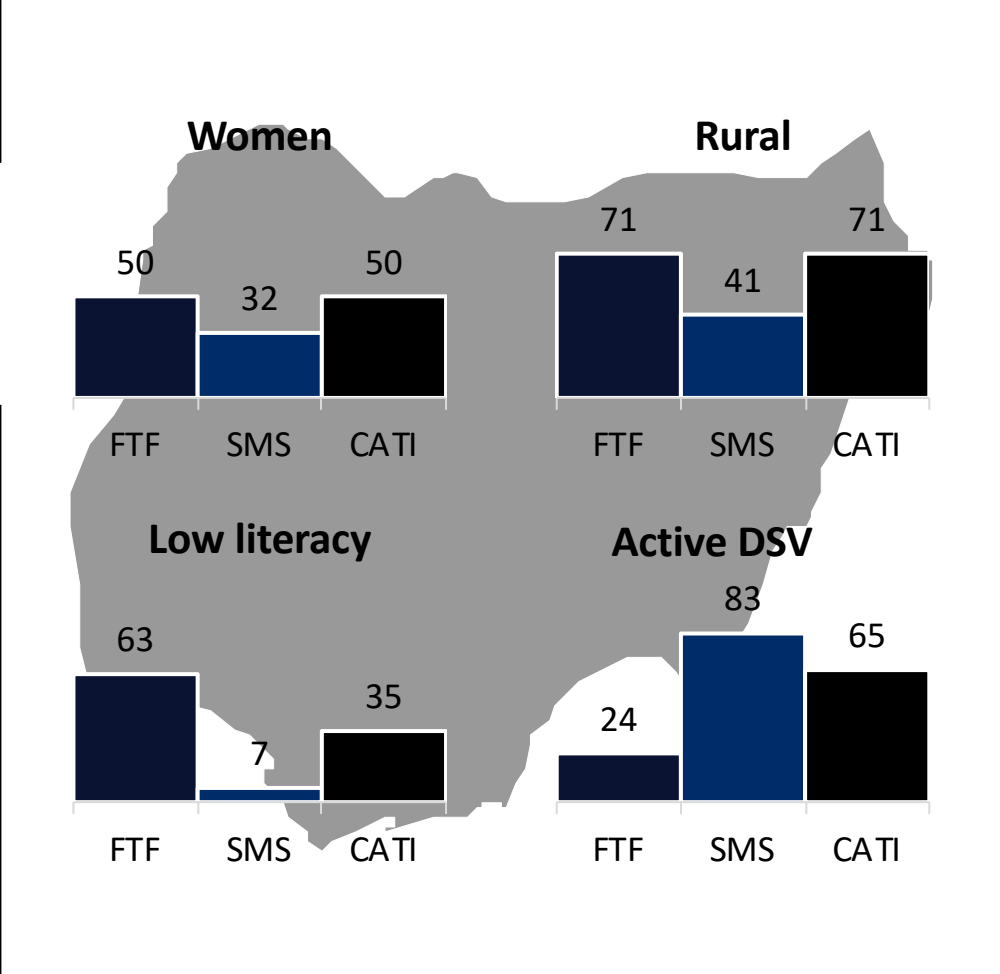
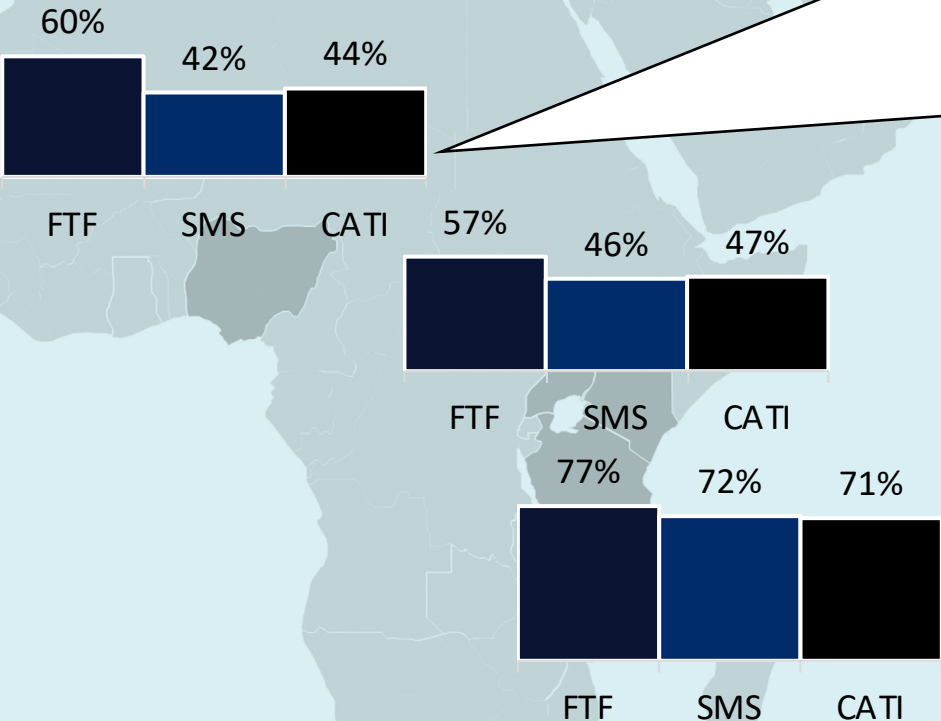
DFS Indicators





While they are sometimes under-represented, mobile does reach poor people

Short-form Poverty Probability measurement of those below the poverty line





Field dates*	Kenya	Nigeria	South Africa	Uganda	Rwanda	Zambia	Ghana
8 April – 28 April	X	X	X		X		
24 April – 8 May	X	X	X	X	X		
22 May – 4 June	X	X	X	X	X	X	
9 June – 17 June	X	X	X	X	X	X	X
26 June – 4 July	X	X	X	X	X	X	X
13 July – 21 July				X		X	X
30 July – 7 Aug						X	X
17 Aug – 25 Aug							X

*Future dates are based on current estimates and may change

Gendered Impacts of COVID-19 in Africa

June 2020

Contents

List of Indicators

Financial Resilience Indicators & Insights

Economic Sectors

List of Indicators

- Health
- Financials
- Food Security
- Safety
- Earnings
- Demographics

Health



Financial

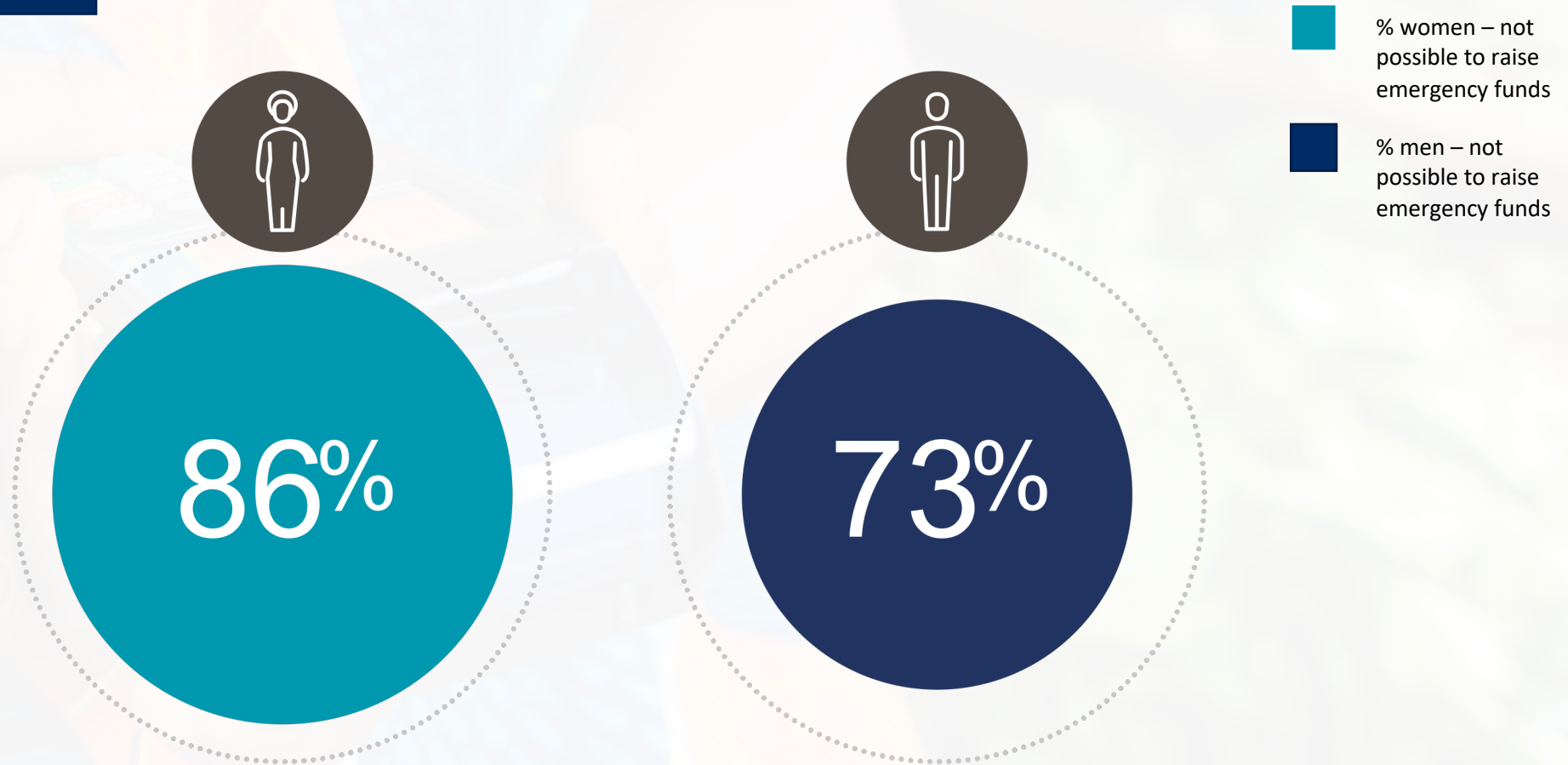


Earnings



Financial Resilience – Raising Emergency Funds

Rwanda



Financial Resilience

Sources of Emergency Funds

Loan from family & friends

Borrowing from financial institution

Selling or pawning of assets

Regular earnings

Working more

Loans from savings group

Loan from money lender

Gift from family & friends

Men

Women

Economic Sectors

Women

- Marketing or selling of goods
- Services – hairdressing
- Cooking/cleaning/domestic work
- Transport

Men

- Marketing or selling of goods
- Professional e.g. lawyer/accountant
- Services
- Farming
- Education

Thank You



#Covid19tracker



@Finmarktrust



<http://covid19tracker.Africa/>



/FinMarkTrust



finmark.org.za

Our partners:



Q&A

Please post your questions


in the **Chat** box

to all panelists

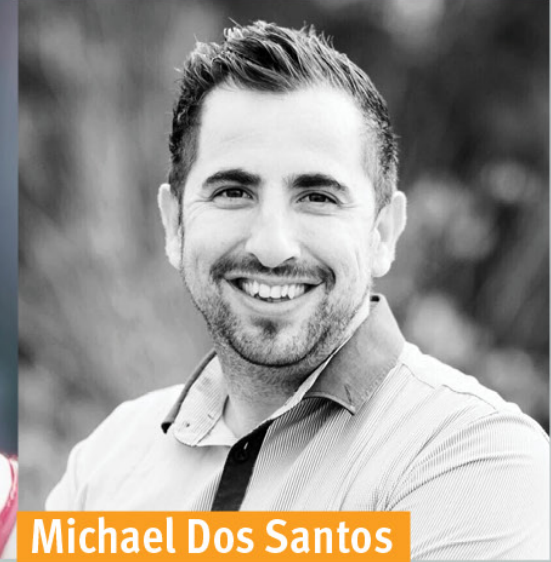
Speakers:



Shirley Jeffreys



Petronella Tizora



Michael Dos Santos

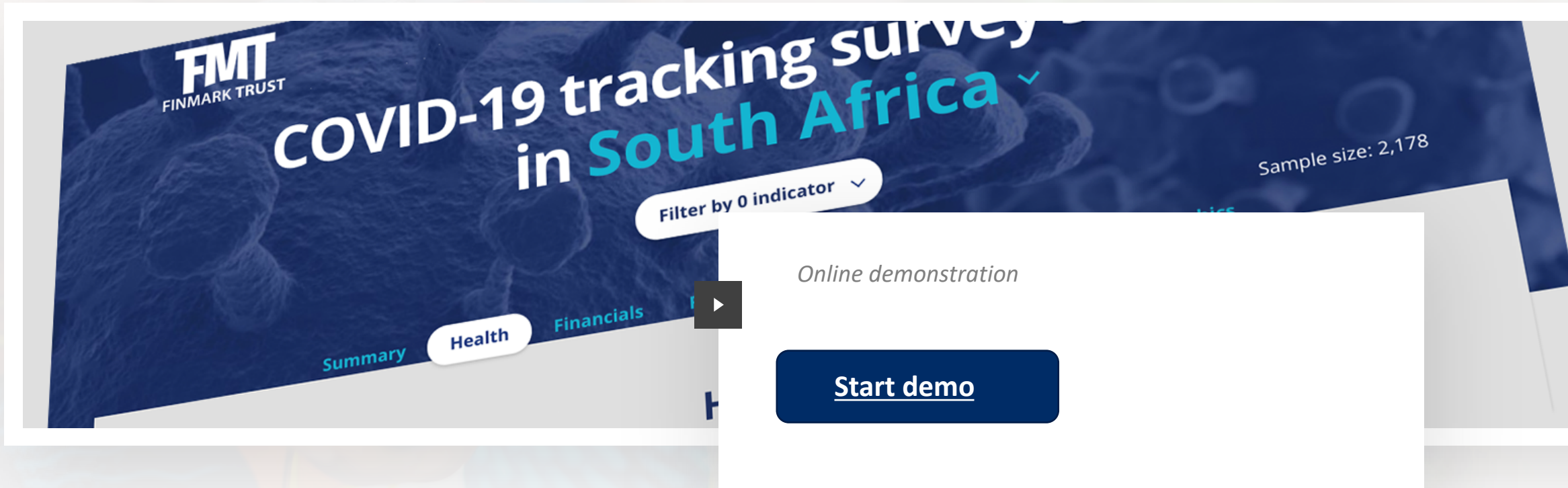


Webinar

Live demo

Online demonstration

View demo on COVID-19 Tracker





CONNECT WITH US



<https://uncdf.dgroups.io/g/FinEquity>



www.findevgateway.org/organization/FinEquity



FinEquity



@WFIChampions



Photo: Zay Yar Lin, 2017 CGAP



Photo: Brandon Smith, 2016 CGAP



Photo: Daniela Antira, 2017 CGAP